



## 2024: What's New in the Registry?

- ✓ [Hub Enrollment, License agreement, and License fee invoice improvements](#)
- ✓ [New Hub Programs functionality](#)
- ✓ [Event Calendar on map page](#)
- ✓ [Website Design Challenge improvement](#)
- ✓ [File Sharing for volunteers and program participants](#)
- ✓ [Student Surveys improvements including reminder emails](#)
- ✓ [Reports available for historical years](#)
- ✓ [Team Scoresheets now on Team Workflow](#)
- ✓ [BESTedu access from Team Workflow](#)

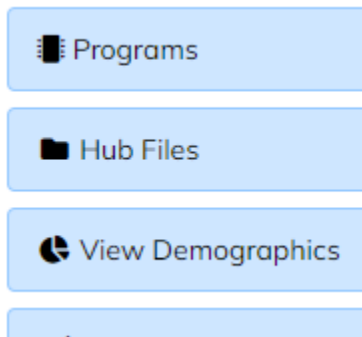
### Hub Enrollment, License agreement, and License fee invoice

After hub enrollment, your license agreement link and license fee invoice are available on your Hub page Season Events panel until the agreement is signed. The link to the license fee invoice remains available in this panel indefinitely. Emails are still generated to the person enrolling the hub, but now any hub leadership can find that license fee invoice!

Before agreement is completed	After agreement is completed
<div style="border: 1px solid #ccc; padding: 10px;"> <div style="background-color: #f0f0f0; padding: 5px; margin-bottom: 10px;">  2024 Enrollment         </div> <div style="margin-bottom: 10px;"> <p><b>Enrolled Awaiting Acceptance for 2024.</b> eSign document is waiting on signature.</p> <p><a href="#">Sign your Hub's License Agreement</a></p> <p><a href="#">2024 Download your Hub's License Fee Invoice</a></p> </div> </div>	<div style="border: 1px solid #ccc; padding: 10px;"> <div style="background-color: #f0f0f0; padding: 5px; margin-bottom: 10px;">  2024 Season         </div> <div style="margin-bottom: 10px;"> <p style="background-color: #e0ffe0; padding: 2px;">Registration Open</p> <p style="background-color: #e0ffe0; padding: 2px;">Participation Survey Open</p> <p><a href="#">2024 Hub License Fee Invoice</a> ←</p> </div> <div style="display: flex; justify-content: space-between;"> <div style="width: 45%;"> <p><b>Registration</b></p> <ul style="list-style-type: none"> <li>▼ 1/1/2024 5:00 AM</li> <li>▲ 8/1/2024 5:00 PM</li> <li>⚙ Classic Format</li> <li>🕒 US/Central</li> </ul> </div> <div style="width: 45%;"> <p><b>Kickoff</b></p> <ul style="list-style-type: none"> <li>🕒 To be determined.</li> <li>Round Rock High School</li> <li>201 Deep Wood Dr,</li> <li>Round Rock TX 78681</li> </ul> </div> </div> </div>

## Introducing Hub Programs

Now hubs can run and manage registration for additional BEST student programs. This is intended for any program where individual students register and participate. Students are not required to be a member of any participating school team. When enabled by BRI OPS, a new button will become available on your Hub page allowing you to setup any number of Programs.




The Programs page allows you to set up the timeline and student registration, as well as a task “to do” list for the program. Deliverables (upload of files) has not been included yet but will be evaluated as to the need. A Program Workflow page becomes available upon creating the program. This is similar to the Team Workflow page that students are already familiar with in the fall BEST Robotics Competition program. It is an abbreviated version that includes Program Description, Hub Leadership, Software Licenses, Annual Game Files & Q&A, File Sharing and Task List panels.

Capitol BEST's Programs
Add Program

PROGRAM	PROGRAM SCHEDULE	REGISTRATION			
Program A1	▼ 2/1/2024 4:00 PM ▲ 3/2/2024 4:00 PM	▼ 2/2/2024 6:00 PM ▲ 2/15/2024 8:00 PM	<span style="background-color: #007bff; color: white; padding: 5px 10px; border-radius: 5px;">Edit</span>	<span style="border: 1px solid #ccc; padding: 5px 10px; border-radius: 5px;">Workflow</span>	<span style="border: 1px solid #ccc; padding: 5px 10px; border-radius: 5px;">Create Todo</span>

BRI uses these new Program features to execute the Spring/Summer Skills Challenges. All Spring/Summer challenges are connected to the BEST National hub.



## Event Calendar on map page

You may not be aware, but the Registry Events page now has a calendar view to further help locate the events that interest you.

Two side-by-side screenshots of the BEST Robotics website's event page. The left screenshot shows the "Event List" tab selected, displaying a map of the Round Rock area with event markers and a legend for Kick Day, Prac Day, Game Day, and Season. The right screenshot shows the "Event Calendar" tab selected, displaying a calendar grid for the month of February 2024. A red arrow points to the "Event Calendar" tab in the right screenshot.

## Website Design Challenge interface update

A new Website File Manager interface has been added to the Website Design Challenge to alleviate the upload/unzip issues that were encountered by some teams last year. The new website file manager gives teams full control over individual files including add/upload, delete, rename, download, in addition to the ability to upload zip files that get automatically unzipped. Full navigation of the file hierarchy is also available.

Website Design Challenge

If you are participating in the Website Design Challenge; use the File Explorer button below to manage your teams website files. The manager gives you the ability to upload and download files and directories for your team's site. For quick viewing of your site, click the Open Website button.

Size: 0.015531999999999999 MB Max Size: 100 MB

File Explorer Open Website

Close

### Website File Manager

You are logged in

<input type="checkbox"/>	Name	Size	Modified	Actions
<input type="checkbox"/>	index.html	3.71 KB	10-23-22 00:41	
<input type="checkbox"/>	RoboticsWebsiteOfficial.html	11.46 KB	10-23-22 00:41	

Full Size: 15.17 KB File: 2 Folder: 0 Memory used: 4 MB Partition size: 3.98 GB free of 3.98 GB

Select all Unselect all Invert Selection Delete Copy

Tiny File Manager 2.4.3

## Sharing Files has been improved

Registry file sharing functionality has been updated based on your inputs. There is now much more flexibility when selecting the audience. Files (and links) can be shared with all participating teams, individual teams, volunteers, all teams & volunteers, program participants (see new Hub Programs), or all these. A new Intended Audience choice is provided when a file/link is being shared.

### Upload Item

Intended Audience?

Team
  Teams/Participants
  Volunteers
  Teams & Volunteers
  Public

What is the purpose of this upload?

Required.

Championships have an additional “Advancing Hubs” choice, which includes all hub leadership for those hubs feeding the championship.

### Upload Item

Intended Audience?

Team
  Teams
  Volunteers
  Teams & Volunteers
  Advancing Hubs
  Public

What is the purpose of this upload?

Required.

The constituents mentioned all have “Files Shared With You...” panels on these pages:

- Volunteers > Volunteer page *\*NEW\**
- Teams > Team Workflow page
- Program Participants > Program Workflow page
- Advancing Hubs > Hub Page

Files Shared With Volunteers			
NAME	DESCRIPTION	DATE UPLOADED	AUDIENCE
BRI Communication	Ops to public	12/18/2023 9:33 PM US/Central	Operations Public
BRI Communication	Ops to volunteers	12/18/2023 9:32 PM US/Central	Operations Volunteers

## Student Surveys improved with reminders and reporting

Student survey status is now available on your Hub page, in the Participating Teams panel. You can quickly identify which teams have students that need to complete the survey without needing to check each team individually.

On your Hub Page	New page opens to view survey status														
	<table border="1"> <caption>Survey Statistics</caption> <thead> <tr> <th>COMPLETED</th> <th>MISSING</th> </tr> </thead> <tbody> <tr> <td>0</td> <td>1</td> </tr> </tbody> </table> <table border="1"> <caption>Student Participation</caption> <thead> <tr> <th>SURVY Cmpl</th> <th>SCHOOL NAME</th> <th>STUDENT</th> <th>PARENT</th> <th>PARENT EMAIL</th> </tr> </thead> <tbody> <tr> <td>x</td> <td>Dripping Springs High School</td> <td>Cauthen, Stephen</td> <td>Cauthen, Stephen</td> <td>stephen.cauthen@bestinc.org</td> </tr> </tbody> </table>	COMPLETED	MISSING	0	1	SURVY Cmpl	SCHOOL NAME	STUDENT	PARENT	PARENT EMAIL	x	Dripping Springs High School	Cauthen, Stephen	Cauthen, Stephen	stephen.cauthen@bestinc.org
COMPLETED	MISSING														
0	1														
SURVY Cmpl	SCHOOL NAME	STUDENT	PARENT	PARENT EMAIL											
x	Dripping Springs High School	Cauthen, Stephen	Cauthen, Stephen	stephen.cauthen@bestinc.org											

## Reminders

Reminder emails are now automatic and are sent every other day starting 1 week prior to the due date (Game Day) until 2 days after Game Day. The reminders go to teachers and parents having students with incomplete surveys. The surveys will still open after 5 weeks of the competition.

## Compliance

Participation surveys must be completed as a prerequisite for passing Robot Compliance. Still, some students don't get it completed by the time compliance rolls around. To make life simpler for the compliance judges, we have added the ability to generate a one-time access code (per student) for "at event" entry of the participation survey (i.e., no parent/student login required). The intent is to provide a quick/easy way for these delinquent students to complete their survey at the event. Compliance personnel can use this to get students to fill out the survey on-site (via phone or local kiosk) without the need for finding their login credentials. Setting up a kiosk laptop will make this run smoothly. This is NOT intended to be a substitute for students entering their surveys before the event, as required.

## Reports for Any Season

Hubs and Championships can now run reports on the current season or past seasons. All report generation has been moved to the Hub/Championship Past Seasons page. From your Hub Page, select the Past Seasons button in the right-side menu. Then on the Past Seasons page, select the year desired and select a report from the Download icon.

Right-side menu on Hub Page	Click the download icon on the Past Seasons page												
	<table border="1"> <caption>2023 Past Season (19)</caption> <thead> <tr> <th>TEAM#</th> <th>SCHOOL</th> <th>UIL INFO</th> <th>ADVANCED</th> </tr> </thead> <tbody> <tr> <td>#0453</td> <td>Cedar Ridge High School</td> <td>UIL District 6A 18 18 Approved</td> <td>Team BEST Award</td> </tr> <tr> <td>#0454</td> <td>Santa Anna High school</td> <td>4 3</td> <td></td> </tr> </tbody> </table>	TEAM#	SCHOOL	UIL INFO	ADVANCED	#0453	Cedar Ridge High School	UIL District 6A 18 18 Approved	Team BEST Award	#0454	Santa Anna High school	4 3	
TEAM#	SCHOOL	UIL INFO	ADVANCED										
#0453	Cedar Ridge High School	UIL District 6A 18 18 Approved	Team BEST Award										
#0454	Santa Anna High school	4 3											

## Team Scoresheets

All scoresheets for a participating school team covering all years of participation are available in two places. They are available through the Schools page where teachers register and manage their team. Now they are also available for all teachers, students and mentors through the Team Workflow page. Just click on the School Scoresheets button in the right-side menu. A dialogue box will open allowing navigation to scoresheets from any of the past participating years.

The screenshot shows a right-side menu on the left with several buttons. A red arrow points to the 'School Scoresheets' button. To the right, a dialog box titled 'School Scoresheets' is open. It contains a table with the following data:

SEASON	NUMBER	TEAM NAME	CHAMPIONSHIP	
2019	#0456	Dripping Springs High School		To Scoresheets
2020	#0456	Dripping Springs High School		To Scoresheets
2021	#0456	Dripping Springs High School		To Scoresheets
2023	#0401	Dripping Springs High School		To Scoresheets
2024	#0452	Dripping Springs High School		To Scoresheets

A red arrow points to the 'To Scoresheets' button in the first row of the table. A 'Close' button is located at the bottom right of the dialog box.

## BESTedu direct access

BESTedu is now directly accessible from the Team Workflow through the right-side menu.

The screenshot shows a right-side menu on the left with several buttons. A red arrow points to the 'BESTedu' button. To the right, the BESTedu website interface is displayed. The header includes the BESTedu logo and navigation links: HOME, WORKSHOPS, WE ARE BEST, BEST ROBOTICS. Below the header is a banner with the text 'EDUCATION AND TRAINING FOR THE BEST ROBOTICS COMMUNITY'. The main content area features three images of students working on projects. At the bottom, there is a navigation bar with five colored buttons: Volunteers (green), Teachers (orange), Mentors (yellow), Students (blue), and Parents (red).